Bobcat

One Tough Animal

SPECIFICATIONS

ELECTRIC FORKLIFTS

NXE-Series, 1.5 to 2.0-ton capacity

EMEA

MAIN SPECIFICATIONS

TECHNICAL DATA ACCORDING TO VDI 2198						
			Unit	B15NS	B18NS	B20NSC
CHARACTERISTICS						
1.3	Drive			electric		
1.4	Operator type			seated		
1.5	Load capacity / load	Q	kg	1 500	1 750	2 000
1.6	Load center	c	mm	500		
1.8	Load distance, center of drive axle to fork	x	mm	391		396
1.9	Wheelbase	y	mm	1 360		
WEIGHT						
2.1	Service weight		kg	3 020	3 300	3 520
2.2	Axle loading, with load, front / rear		kg	4 035 / 485	4 535 / 515	4 950 / 570
2.3	Axle loading, without load, front / rear		kg	1 495 / 1 525	1 560 / 1 740	1 620 / 1 900
TIRES						
3.1	Rubber tires			superelastic		
3.2	Tire size, front			6.5-10-10		
3.3	Tire size, rear			5.00-8-10		
3.5	Wheels, number front rear (x = driven wheels)			2x / 2		
3.6	Track width, front	b10	mm	970		
3.7	Track width, rear	b13	mm	920		
DIMENSIONS						
4.1	Tilt of mast, fork carriage forward / backward (°)	α/β	°	6 / 10		
4.2	Height mast lowered	h1	mm	1 997		2 059
4.3	Free lift	h2	mm	125		110
4.4	Lift	h3	mm	3 000		
4.5	Height mast extended	h4	mm	3 981		
4.7	Height of overhead guard (cabin)	h6	mm	2 100		
4.8	Seat height, stand height	h7	mm	1 060		
4.12	Coupling height	h10	mm	290		
4.19	Overall length	l1	mm	3 122		3 175
4.20	Length to face of forks	l2	mm	2 052		2 105
4.21	Overall width	b1, b2	mm	1 150		
4.22	Fork dimensions	s/e/l	mm	35 × 100 × 1 070		40 × 100 × 1 070
4.23	Fork carriage ISO 2328, class / type A,B			II A		
4.24	Fork carriage width	b3	mm	1 040		
4.31	Ground clearance, with load, below mast	m1	mm	100		
4.32	Ground clearance, center of wheelbase	m2	mm	105		
4.33	Aisle width for pallets 1 000 × 1 200 crossways	Ast	mm	3 481		3 526
4.34	Aisle width for pallets 800 × 1 200 lengthways	Ast	mm	3 681		3 726
4.35	Turning radius	Wa	mm	1 890		1 930
4.36	Internal turning radius	b13	mm	575		
PERFORMANCE						
5.1	Travel speed, with / without load (km/h)		km/h	13 / 15		
5.2	Lift speed, with / without load (mm/s)		mm/s	380 / 440	350 / 440	
5.3	Lowering speed, with / without load (mm/s)		mm/s	450 / 500	460 / 500	470 / 500
5.6	Max. drawbar pull, with / without load		kg	1 234 / 1 326	1 326 / 1 428	1 377 / 1 479
5.8	Max. gradeability, with / without load		%	13 / 15		
5.10	Service brake			foot / hydraulic		
ELECTRIC ENGINE						
6.1	Drive motor rating S2 60 min		kW	8		
6.2	Lift motor rating at S3 15 %		kW	11		
6.4	Battery voltage, nominal capacity K5		V/Ah	48 / 525		
6.5	Battery weight		kg	660		
6.6	Energy consumption acc. to VDI cycle		kWh/h	398 / 980 / 760		
ADDITIONAL DATA						
8.1	Type of drive control unit			inverter AC		
8.2	Operating pressure for attachments		bar	175		
8.4	Sound level at the driver's ear according to DIN 12 053		dB (A)	73		

Note: Specification values quoted in this specification sheet have been rounded. Performance may vary depending on operating conditions.
Products and specifications are subject to improvement and change without prior notice.

MAST SPECIFICATIONS & RATED CAPACITIES

B15NS

MAST TYPE	MAXIMUM FORK HEIGHT (H3)	HEIGHT MAST LOWERED (H1)	HEIGHT MAST EXTENDED (H4)	FREE LIFT (H2)	TILT ANGLE (α / β)		LOAD CAPACITY (Q)
			WITH LOAD BACKREST	WITH LOAD BACKREST	FWD	BWD	LC 500 mm
	mm	mm	mm	mm	deg	deg	kg
STD	3 000	1 997	3 981	125	6	10	1 500
	3 300	2 147	4 281	125	6	10	1 500
	3 500	2 247	4 481	125	6	10	1 500
FFT	4 500	2 120	5 479	1 163	6	6	1 300
	4 800	2 220	5 779	1 263	6	6	1 100

B18NS

MAST TYPE	MAXIMUM FORK HEIGHT (H3)	HEIGHT MAST LOWERED (H1)	HEIGHT MAST EXTENDED (H4)	FREE LIFT (H2)	TILT ANGLE (α / β)		LOAD CAPACITY (Q)
			WITH LOAD BACKREST	WITH LOAD BACKREST	FWD	BWD	LC 500 mm
	mm	mm	mm	mm	deg	deg	kg
STD	3 000	1 997	3 981	125	6	10	1 750
	3 300	2 147	4 281	125	6	10	1 750
	3 500	2 247	4 481	125	6	10	1 750
FFT	4 500	2 120	5 479	1 163	6	6	1 500
	4 800	2 220	5 779	1 263	6	6	1 300

B20NSC

MAST TYPE	MAXIMUM FORK HEIGHT (H3)	HEIGHT MAST LOWERED (H1)	HEIGHT MAST EXTENDED (H4)	FREE LIFT (H2)	TILT ANGLE (α / β)		LOAD CAPACITY (Q)
			WITH LOAD BACKREST	WITH LOAD BACKREST	FWD	BWD	LC 500 mm
	mm	mm	mm	mm	deg	deg	kg
STD	3 000	2 059	3 981	110	6	10	2 000
	3 300	2 209	4 281	110	6	10	2 000
	3 500	2 309	4 481	110	6	10	2 000
FFT	4 500	2 159	5 479	1 209	6	6	1 600
	4 800	2 259	5 779	1 309	6	6	1 400

Note: Mast specifications & rated capacities are based on standard chassis with dual pneumatic tire and without side shifter.

DIMENSIONS

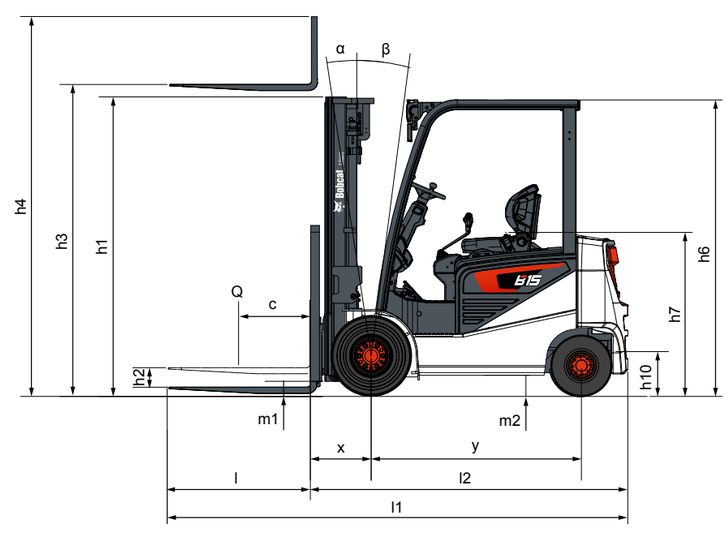

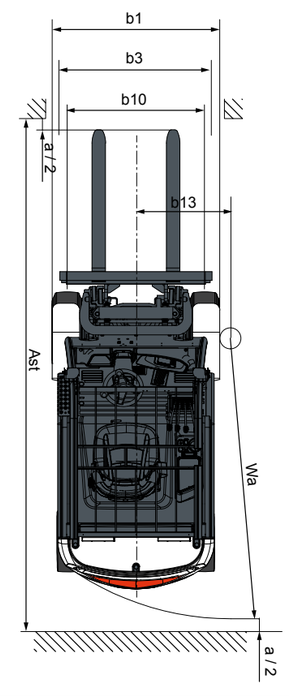

FINANCING OPTIONS

24, 36, OR 48-MONTH FINANCING*

Take advantage of 24, 36, or 48-month financing programs starting from **0% interest** and improve your cash flow. Ask your dealer about the available financing offers.

340 MACHINES / 150 ATTACHMENT FAMILIES / 1 TOUGH ANIMAL

SKID-STEER LOADERS



COMPACT TRACK LOADERS

SMALL ARTICULATED LOADERS

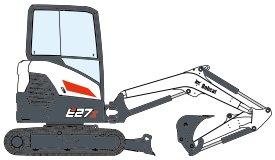

COMPACT EXCAVATORS

FORKLIFTS

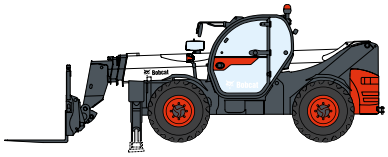

TELEHANDLERS

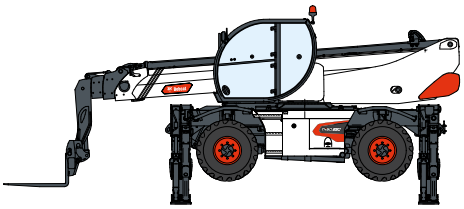

ROTARY TELEHANDLERS

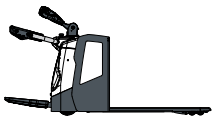

WAREHOUSE EQUIPMENT

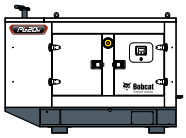

GENERATORS

AIR COMPRESSORS

LIGHT COMPACTION EQUIPMENT

MINI TRACK LOADER

MOWERS

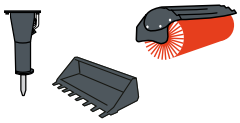

ATTACHMENTS

Bobcat

DOOSAN

Bobcat is a Doosan Company. Doosan is a global leader in construction equipment, power & water solutions, engines, and engineering proudly serving customers and communities for more than a century. | Bobcat and the Bobcat logo are registered trademarks of Bobcat Company in the United States and various other countries. ©2024 Bobcat Company. All Rights Reserved.

*Financing options may vary by country and dealer. Always ask your dealer about currently available financing options. Terms and conditions may apply.

Doosan Bobcat EMEA, U Kodetky 1810, 263 12 Dobříš, Czech Republic

www.bobcat.com

©2024 BOBCAT B4502940-EN (09-24)